

I CAN Go To Science World





Science World is going to be really fun!

There are many different galleries to see and lots of fun activities for me to try!

BUY TICKETS



When I get to Science World, I will first need to buy my ticket.

There might be lots of people and I might need to wait in line, but that's okay!

FOLLOW THE RULES

When I am at Science World, I need to follow some rules:

- Stay with my parent or guardian the entire time
- Let my parent or guardian know when I need to go to the bathroom or take a break
- Take turns trying out the activities in each exhibit
- Listen to the Science World Staff at all times
- Watch for signs that say No Food or Drinks

BREAK AREA



In Science World, there are areas that I can go to if I need to take a break!

I will tell my parent(s) and we can go to a quiet area in the hallway on the first floor or the second floor and take a break. If I need some time alone with my parent(s), we can ask a Science World staff to go to a quiet room.

SCIENCE WORLD STAFF



During my time at Science World, I can talk to a Science World staff or a Science World volunteer if I have any questions or if I can't find my parents. The staff wear blue shirts and the volunteers wear purple vests, just like in this photo! If I need help finding my parents, I will tell the staff my name, my parents' names, and what my parents looks like.

FIRST FLOOR

FIRST FLOOR

On the first floor, there are four galleries to choose from!

- To shoot water targets and run on the energy wheel, [turn to Page 8 in this story!](#)
- To play with puzzles and see visual illusions, [turn to Page 9!](#)
- To watch a science show, [turn to Page 10!](#)
- To go outside and explore the science park, [turn to Page 12!](#)
- To see what's on the second floor, [turn to Page 14!](#)



OUR WORLD: BMO SUSTAINABILITY GALLERY

Here I will shoot water targets, run on the energy wheel, and try lots of other fun activities to learn about the environment! There might be lots of people and it might get crowded, but that's okay!



To choose another exhibit, [turn back to page 7!](#)

PUZZLES AND ILLUSIONS

In this gallery, I will try lots of different puzzles and visual illusions! There might be a science show going on in the middle of the gallery and it might get loud, but that's okay! I can choose to watch the show or to keep exploring.



To choose another exhibit, [turn back to page 7!](#)

PETER BROWN FAMILY CENTER STAGE

During the show, the Science World Staff will do some cool science experiments! Sometimes I will need to wait for the show to start, but that's okay! I can sit and wait, or explore the Puzzles and Illusions gallery until the show starts. When the show starts, I will sit and listen quietly.



Please continue to the next page!

PETER BROWN FAMILY CENTER STAGE

Sometimes the staff will ask for volunteers to help with the show. If I don't want to volunteer, that's ok. If I do want to volunteer, I will listen to the instructions and put my hand up! Sometimes I will be picked and sometimes someone else will be picked. That is okay, I will continue to watch!



To choose another exhibit, [turn back to page 7!](#)

KEN SPENCER SCIENCE PARK

Here, I can go outside and explore the science park! I can run around and try lots of different activities. If I want, I can also watch an outdoor science show! The Science park is only open March to October so it might not be open when I visit but maybe I can go next time I visit Science World.



To choose another exhibit, [turn back to page 7!](#)

SECOND FLOOR

SECOND FLOOR

On the second floor, I can choose from five galleries!

- To play with building blocks and tinker, [turn to Page 15!](#)
- To practice my sports skills and how my body works, [turn to Page 16!](#)
- To see where animals, like bugs and beavers, live, [turn to Page 18!](#)
- To crawl, climb and splash (ages 0-5 years), [turn to Page 19!](#)
- To experiment with water, movement, and sound, [turn to Page 20!](#)
- To see some bonus galleries that I can go to, [turn to Page 22!](#)
- When it is time go home, [turn to Page 26!](#)



TINKERING SPACE: THE WORKSAFEBC GALLERY

In this gallery, I can build lots of different structures with blocks called KEVA planks!
I might hear the sounds of blocks hitting the ground and it might get loud. The daily tinkering activities change but there is a guide on what to do and someone is there to help if I need. I cannot take my creations home with me, but I can take a picture of my creations instead.



To choose another exhibit, [turn back to page 14!](#)

BODYWORKS

Outside the gallery, I will test my sports skills! I will practice skiing, climbing, jumping, and more! There are lots of activities to try! If there are people doing an activity that I want to try, I can try a different activity while I wait.



Please continue to the next page!

BODYWORKS

Inside the gallery I can explore and play with things like skeletons, x-rays and how my body works. There are a few loud exhibits but I don't have to play them if I don't want to.



To choose another exhibit, [turn back to page 14!](#)

SEARCH: SARAH STERN GALLERY

I will get to explore nature in this quiet gallery! I will see where animals like bugs and beavers live, a big skeleton of Tyrannosaurus Rex, and some live insects! This is a great gallery to go to if I need some quiet time.



To choose another exhibit, [turn back to page 14!](#)

WONDER GALLERY


In the Wonder Gallery, I will get to explore with my hands. Here I can crawl, climb and splash! I can learn lots about my environment through play. It might be busy and I will need to share the toys and materials with other children.



To choose another exhibit, [turn back to page 14!](#)

EUREKA!

At Eureka!, I can use a pulley, shoot balls into water, and more! There are two areas in this gallery. In one area, the lights are turned off and I will see some flashing lights. If I don't want to go into this area, I can explore the fun activities in the other area.



To choose another exhibit, [turn back to page 14!](#)

FEATURE GALLERIES

FEATURE GALLERIES


There are extra areas that I can go to! I need to ask my parents first because they might need to buy extra tickets at the front desk. If I can't go today, that's okay! I can ask my parents to come back another day!

- To go see a movie at the OMNIMAX® theatre, [turn to Page 23!](#)
- To go to a feature exhibit gallery, [turn to Page 24!](#)
- When I am ready to go home, [turn to Page 26!](#)



OMNIMAX® THEATRE


I can watch a movie at the OMNIMAX® Theatre! It is a long walk up the ramp. The screen fills the entire dome of Science World. Everything I see will be very big and everything I hear will be very loud. If it gets too noisy or if I start to feel dizzy, I can close my eyes or go into the hallway and take a break!



To see other bonus galleries, [turn back to page 22!](#)

THE SCIENCE BEHIND PIXAR

In this gallery, there are lots of colors and bright lights. Most of the things are OK to touch. You can get your photo taken with Buzz Lightyear and you can touch him, but not Mike & Sulley. There is nothing scary, but it could get really noisy. When it's time to leave you will exit through a different door and enter the Pixar gift shop. This exhibit opens May 19th 2018 until January 6th 2019.



To see other bonus galleries, [turn back to page 22!](#)

SCIENCE STORE

Before I leave Science World, I can visit the science store on the first floor! There might be Science World staff demonstrating some activities. If I want to try, I will ask my parents. At the science store, I can also look at some cool puzzles, toys, and games that I can buy! If I can't buy anything today, that's okay. I can ask my parents and come back another day!



When I am ready to go home, [continue to page 26!](#)

HOME TIME

When I am ready to go home, I will leave with my parent(s) through the exit doors at the science store! I had a great time at Science World today! I went to lots of different galleries, tried lots of fun activities, and learned lots of new things!

