


I CAN Go To Science World





Science World is going to be really fun! There are many different galleries to see and lots of fun activities for me to try!






**When I get to Science World, I will first need to buy my ticket.
There might be lots of people and I might need to wait in line,
but that's okay!**

When I am at Science World, I need to follow some rules:

- **Stay with my parent or guardian the entire time**
- **Let my parent or guardian know when I need to go to the bathroom or take a break**
- **Take turns trying out the activities in each exhibit**
- **Listen to the Science World Staff at all times**
- **Watch for signs that say No Food or Drinks**

**In Science World, there are areas that I can go to if I need to take a break!
I will tell my parent(s) and we can go to a quiet area in the hallway on the
first floor or the second floor and take a break. If I need some time alone
with my parent(s), we can ask a Science World staff to go to a quiet room.**





During my time at Science World, I can talk to a Science World staff or a Science World volunteer if I have any questions or if I can't find my parents. The staff wear blue shirts and the volunteers wear purple vests, just like in this photo! If I need help finding my parents, I will tell the staff my name, my parents' names, and what my parents looks like.

First Floor

On the first floor, there are four galleries to choose from!


- To shoot water targets and run on the energy wheel, **turn to Page 8 in this story!**
- To play with puzzles and see visual illusions, **turn to Page 9!**
- To watch a science show, **turn to Page 10!**
- To go outside and explore the science park, **turn to Page 12!**
- To see what's on the second floor, **turn to Page 14!**

Here I will shoot water targets, run on the energy wheel, and try lots of other fun activities to learn about the environment! There might be lots of people and it might get crowded, but that's okay!




To choose another exhibit, **turn back to page 7!**

In this gallery, I will try lots of different puzzles and visual illusions! There might be a science show going on in the middle of the gallery and it might get loud, but that's okay! I can choose to watch the show or to keep exploring.



To choose another exhibit, **turn back to page 7!**

During the show, the Science World Staff will do some cool science experiments! Sometimes I will need to wait for the show to start, but that's okay! I can sit and wait, or explore the Puzzles and Illusions gallery until the show starts. When the show starts, I will sit and listen quietly.



Please continue to the next page!

Sometimes the staff will ask for volunteers to help with the show. If I don't want to volunteer, that's ok. If I do want to volunteer, I will listen to the instructions and put my hand up! Sometimes I will be picked and sometimes someone else will be picked. That is okay, I will continue to watch!



To choose another exhibit, **turn back to page 7!**

Here, I can go outside and explore the science park! I can run around and try lots of different activities. If I want, I can also watch an outdoor science show!




To choose another exhibit, **turn back to page 7!**

Second Floor

On the second floor, I can choose from five galleries!

- To play with building blocks, turn to Page 15!
- To practice my sports skills, turn to Page 16!
- To see where animals, like bugs and beavers, live, turn to Page 17!
- To crawl, climb and splash (ages 0-5 year), turn to Page 18!
- To experiment with water, movement, and sound, turn to Page 19!
- To see some bonus galleries that I can go to, turn to Page 21!
- When it is time go home, turn to Page 24!

In this gallery, I can build with blocks called KEVA planks! I can build lots of different structures! I might hear the sounds of blocks hitting the ground and it might get loud, but that's okay!



To choose another exhibit, [turn back to page 14!](#)

Here, I will test my sports skills! I will practice skiing, climbing, jumping, and more! There are lots of activities to try! If there are people doing an activity that I want to try, I can try a different activity while I wait.



To choose another exhibit, **turn back to page 14!**

I will get to explore nature in this quiet gallery! I will see where animals like bugs and beavers live, a big skeleton of Tyrannosaurus Rex, and some live insects! This is a great gallery to go to if I need some quiet time.




To choose another exhibit, **turn back to page 14!**

At the Wonder Gallery, I will get to explore with my hands. Here I can crawl, climb and splash! I can learn lots about my environment through play.



To choose another exhibit, **turn back to page 14!**

At Eureka!, I can use a pulley, shoot balls into water, and more! There are two areas in this gallery. In one area, the lights are turned off and I will see some flashing lights. If I don't want to go into this area, I can explore the fun activities in the other area.




To choose another exhibit, **turn back to page 14!**

Feature Galleries

There are extra areas that I can go to! I need to ask my parents first because they might need to buy extra tickets at the front desk. If I can't go today, that's okay! I can ask my parents to come back another day!

- To go see a movie at the OMNIMAX® theatre, **turn to Page 22!**
- To go to a feature exhibit gallery, **turn to Page 23!**
- When I am ready to go home, **turn to Page 26!**

I can watch a movie at the OMNIMAX® Theatre! It is a long walk up the ramp. The screen fills the entire dome of Science World. Everything I see will be very big and everything I hear will be very loud. If it gets too noisy or if I start to feel dizzy, I can close my eyes or go into the hallway and take a break!



To see other bonus galleries, [turn back to page 21!](#)


This is a special gallery that might be different each time I visit and that's okay! I will get to see lots of cool things and try some fun activities! If I can't go this exhibit today, that's okay! I can visit another day!



April 21 – September 4, 2017

To see other bonus galleries, **turn back to page 21!**
To learn more about the Made in Canada gallery, **turn to page 24!**

In this gallery, I can build and race a bobsled, make and fly a model airplane, build a tall structure, and play with Lego. I cannot take my creations home with me, but I can take a picture of my creations instead. I will need to share the toys and materials with other children. If the entrance is too noisy, I can go into the gallery through the exit.



To see other bonus galleries, [turn back to page 21!](#)



Before I leave Science World, I can visit the science store on the first floor! There might be a Science World staff demonstrating some activities. If I want to try, I will ask my parents.

At the science store, I can also look at some cool puzzles, toys, and games that I can buy!

If I can't buy anything today, that's okay. I can ask my parents and come back another day!

When I am ready to go home, **continue to Page 26!**



When I am ready to go home, I will leave with my parent(s) through the exit doors at the science store! I had a great time at Science World today! I went to lots of different galleries, tried lots of fun activities, and learned lots of new things!